



MK 300A



MK 300EA

MK300A 300EA

Features for MK 300A / 300EA

- Numerical earth leakage relay
- Programmable current sensitivity and time delay
- Detection of no connection to ZCT
- Relay trip indicator
- Relay alarm indicator
- Real-time leakage current display
- 50% pre-fault indicator
- Leakage fault current recording
- Standard DIN 96x96mm panel mounting
- Protected against nuisance tripping
- ANSI Code : 50N, 51N

Features for MK 300EA only

- Positive safety output contact
- Pre-fault alarm contact
- Remote reset function

Technical Data

AUXILIARY SUPPLY

Model MK300A / 300EA -230A : 184 ~ 276 V AC
 Model MK300A / 300EA -110A : 94 ~ 127 V AC
 Rated frequency : 50 Hz
 VA rating : 3 VA typical

SETTING

Sensitivity adjustment : 30mA, 50mA,
 0.10~1.00A (Step=50mA)
 1.00~10.0A (Step=1.00A)
 Time delay adjustment: Instantaneous,
 0.1~3.0sec (Step=0.1s)

PERFORMANCE

Setting accuracy : -15% to +0%
 Timing accuracy : ±5%

RECORD

Fault record : 3 latest tripped fault currents or "tSt" for manual test trip
 Storage : Non-volatile memory

INPUT

Remote Test / Reset Inputs : N.O. dry contact *

OUTPUTS

Trip contact : Activated during leakage trip, manual test trip or ZCT connection error
 Positive safety contact*: Activated when power-up and relay function correctly
 Alarm contact* : Activated when measured leakage current exceeded 50% of $I_{\Delta n}$.

OUTPUT CONTACTS

Rated voltage : 250 V AC
 Contact rating : 5 A (NO)
 3 A (NC)
 Expected electrical life : 100,000 operations at rated current
 Expected mechanical life : 5 x 10⁶ operations

INDICATORS

Pre-fault alarm : Red indicator (Normal blink)
 Time delay : Red indicator (Fast blink)
 Leakage trip : 7-segment display and red indicator
 ZCT connection error : 7-segment display and red indicator
 Real-time leakage current: 7-segment display

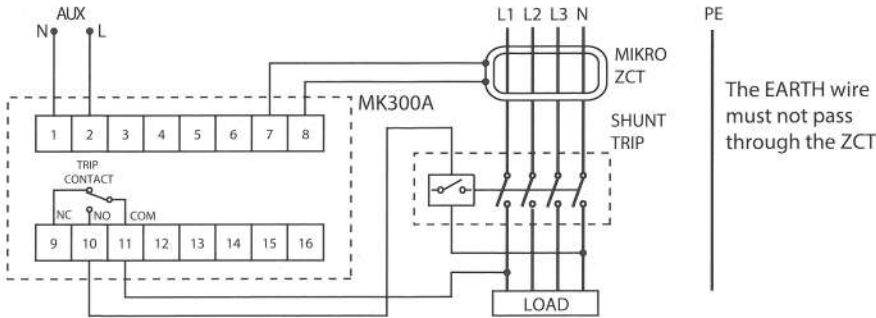
ZERO - PHASE CURRENT TRANSFORMER

To operate with Mikro's ZCT series of current transformer

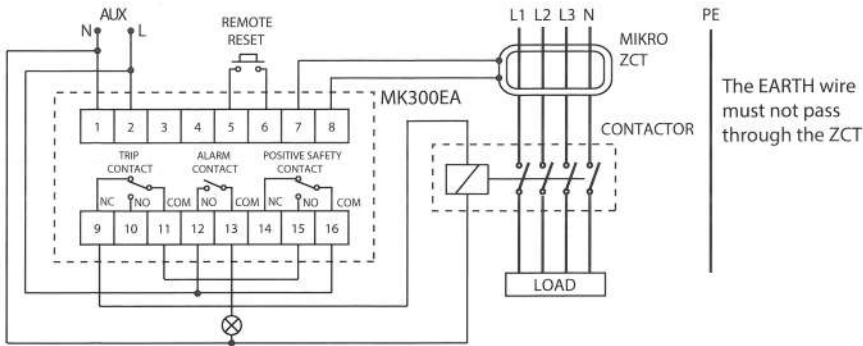
MECHANICAL

Mounting : Panel mounting
 Dimension (mm) : 96(w) x 96(h) x 110(d)
 Enclosure protection : IP54 at the panel
 Approximate weight : 0.4 kg (excluding ZCT)

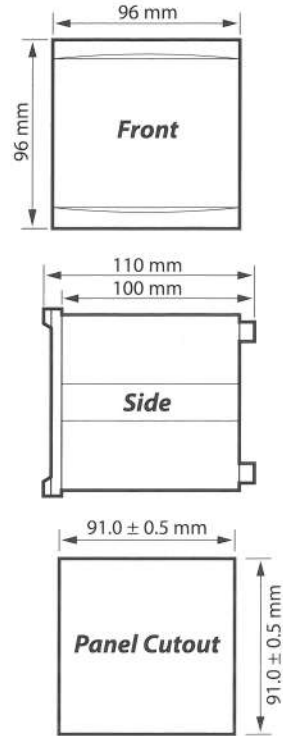
Typical Application Diagram For MK300A



Typical Application Diagram For MK300EA



Case Dimensions



Ordering Information

MODEL	DESCRIPTION
MK300A - 230A	For 50Hz system, auxiliary voltage 184~276VAC
MK300EA - 230A	For 50Hz system, auxiliary voltage 184~276VAC
MK300A - 110A	For 50Hz system, auxiliary voltage 94~127VAC
MK300EA - 110A	For 50Hz system, auxiliary voltage 94~127VAC
MK300A - 230A6	For 60Hz system, auxiliary voltage 184~276VAC
MK300EA - 230A6	For 60Hz system, auxiliary voltage 184~276VAC
MK300A - 110A6	For 60Hz system, auxiliary voltage 94~127VAC
MK300EA - 110A6	For 60Hz system, auxiliary voltage 94~127VAC